

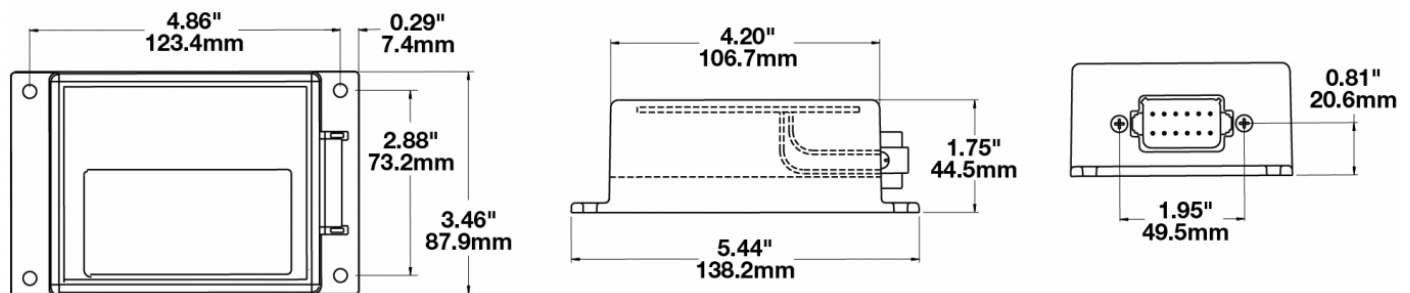
# Wig-Wag Module - Model 6170

## PRODUCT INFORMATION

<b>Description</b>	12-24V Wig-Wag Module
<b>Height</b>	44.45 mm / 1.75 in
<b>Width</b>	87.88 mm / 3.46 in
<b>Depth</b>	138.18 mm / 5.44 in
<b>Housing Material</b>	ABS
<b>Mounting Type</b>	Low Profile Mount
<b>Minimum Operating Temperature</b>	-40 °C / -40 °F
<b>Maximum Operating Temperature</b>	65 °C / 149 °F
<b>Connector or Wiring</b>	Integrated 12-Pin Deutsch Weather-Proof Socket (DT06-12SA)
<b>Product Weight</b>	1.00 lbs / 0.45 kgs
<b>Shipping Weight</b>	1.13 lbs / 0.51 kgs



## PRODUCT DIMENSIONS



Print date: 2024-08-11

© 2024 J.W. Speaker Corporation • Germantown, WI U.S.A.  
[www.jwspeaker.com](http://www.jwspeaker.com) • [speaker@jwspeaker.com](mailto:speaker@jwspeaker.com) • 262.251.6660

# Wig-Wag Module - Model 6170

## ELECTRICAL SPECIFICATIONS

---

**Input Voltage** 12-24V DC

## REGULATORY STANDARDS COMPLIANCE

---




Buy America Standards

ECE Reg 10

## APPLICATIONS

---



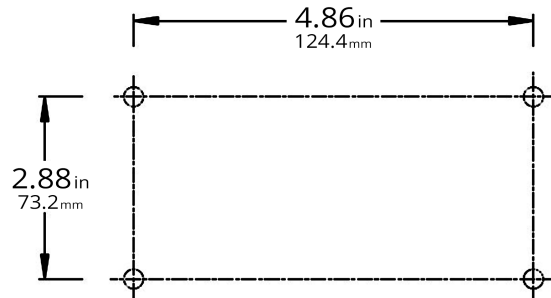
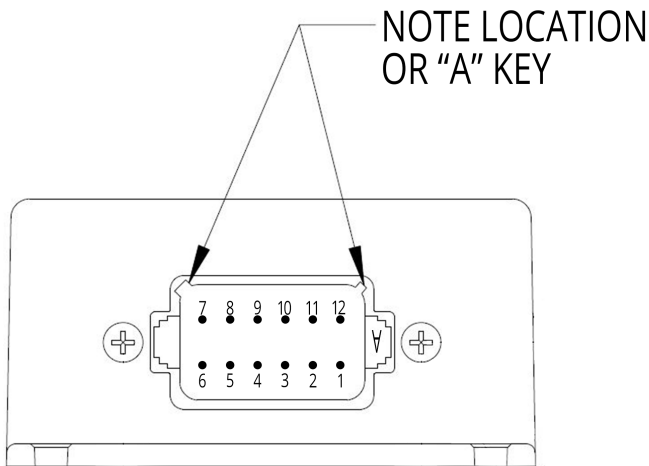
---

**Print date: 2024-08-11**

© 2024 J.W. Speaker Corporation • Germantown, WI U.S.A.  
www.jwspeaker.com • speaker@jwspeaker.com • 262.251.6660

# Wig-Wag Module - Model 6170

## WIRING AND INSTALLATION INFORMATION



RECOMMENDED MOUNTING HOLES  
(NOT TO SCALE)

ASAE MODULE PINOUT	
PIN NUMBER	FUNCTION
1	MARKER LIGHT
2	SELECT INPUT
3	PASS HI BEAM
4	DLR OVERRIDE INPUT
5	DRIVER SIDE HIGH BEAM
6	POWER
7	GROUND
8	LOW BEAM INPUT
9	WIG WAG INPUT
10	HI BEAM
11	N/A
12	N/A

Print date: 2024-08-11

© 2024 J.W. Speaker Corporation • Germantown, WI U.S.A.  
www.jwspeaker.com • speaker@jwspeaker.com • 262.251.6660

# Wig-Wag Module - Model 6170

## PRODUCT WARNINGS

---

For California residents:

⚠ **WARNING:** Cancer and reproductive harm - [www.P65Warnings.ca.gov](http://www.P65Warnings.ca.gov).

⚠ **AVERTISSEMENT:** Cancer et effet nocif sur la reproduction - [www.P65Warnings.ca.gov](http://www.P65Warnings.ca.gov).

---

**Print date: 2024-08-11**

© 2024 J.W. Speaker Corporation • Germantown, WI U.S.A.  
www.jwspeaker.com • speaker@jwspeaker.com • 262.251.6660

**J.W. SPEAKER**   
*Engineered. Lighting. Solutions.*